

Everything to Do Before Flying with **Your Pet**

Flying with a furry passenger?

Here's a checklist with some general steps to follow before you jet-set with your pet to ensure a smooth trip.

3-6 months

before you fly

Research airline policies for things like weight limits, cargo temperature restrictions, carrier specifications, required documents, and associated fees—these might be different depending if your pet is a service animal or not.



Traveling abroad?

Research potential quarantine requirements, breed restrictions, and specific vaccination needs. If all that checks out, look into pet-friendly accommodations and attractions at your destination.





1-2 months

before you fly

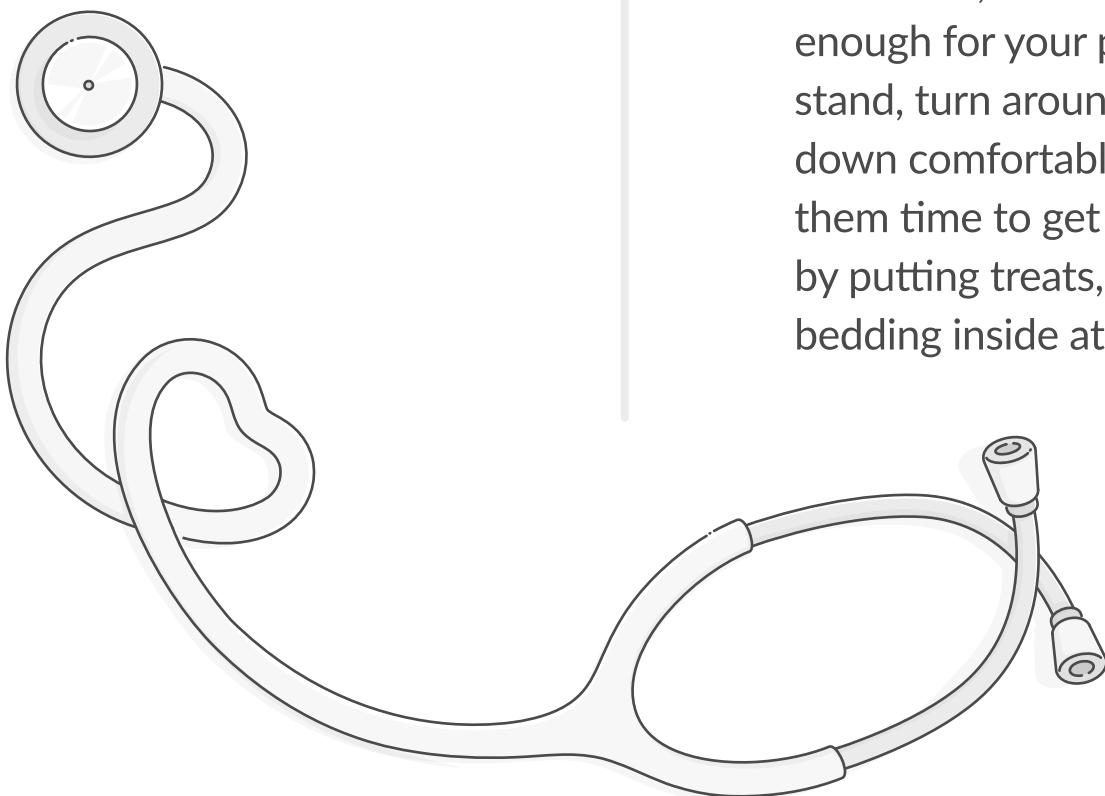
Schedule a vet check-up to confirm that your pet is fit for air travel and up-to-date on vaccinations.

Request a health certificate, which is typically required by the airline within 10 days of travel. Consider microchipping your pet if they aren't already.

Consult with your vet about potential sedation or anti-nausea medication.

Book a pet-friendly reservation. Some airlines have limits on how many pets can be on a flight. If your pet will fly in cargo, try to avoid flights with stopovers, or traveling during peak travel times.

Buy an airline-approved and comfortable pet carrier. Make sure it's well-ventilated, secure, and big enough for your pet to stand, turn around, and lie down comfortably. Give them time to get used to it by putting treats, toys, or bedding inside at home.

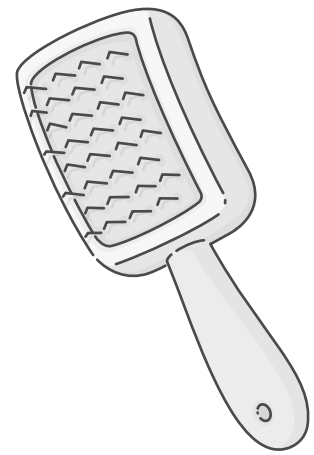


2-3 weeks

before you fly

Prepare ID tags both for their carrier that includes details like your pet's name, your name, phone number, destination address, and backup contact.

Prepare essential documents like their Certificate of Veterinary Inspection (CVI), and any other required docs in a handy folder.



2-3 days

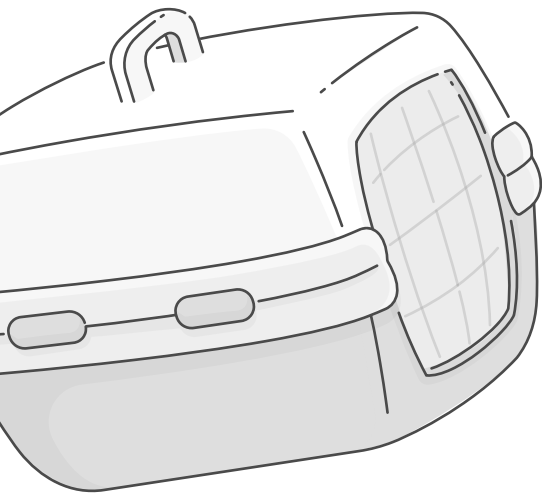
before you fly

Pack a travel kit that includes things like your pet's food, medications, food and water bowls, extra leash and collar, waste bags, a familiar blanket or toy, and first-aid supplies.

24 hours

before your trip

Double-check your flight details and any last-minute changes that might affect your pet's journey.



6-8 hours

before you take off

Feed your pet a light meal to help prevent nausea during the flight, but avoid feeding them right before takeoff.



4-5 hours

before wheels up

Take your pet for a good walk or play session to help them burn off energy so they aren't restless during the flight.

Get to the airport early to ensure you have plenty of time to check-in and get through security, and in case you have to address any unforeseen issues.

Keep in mind specific conditions will depend on your airline, flight path, and destination. And whether or not your pet chooses chaos on the day.